
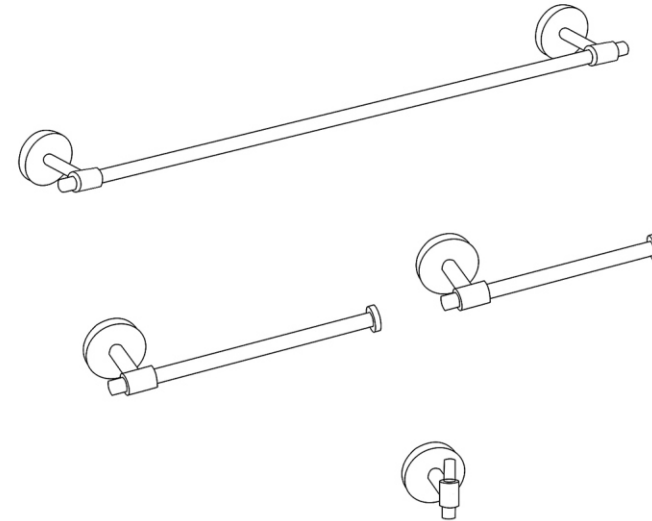


User's Manual



INSTALLATION INSTRUCTIONS

USER MANUAL INSTALLATION INSTRUCTION



Yb0864

IAPMO RESEARCH AND TESTING, INC.
5001 East Philadelphia Street, Ontario, California 91761-2816 • USA • 909-472-4100 Fax: 909-472-4244 • www.iapmo.org

ANSI **IAPMO** **UPC**

CERTIFICATE OF LISTING

Effective Date: August 2013 Void After: August 2014
Product: Plumbing Fixture Fittings File No. 8197

Issued To: **Keystone Metal Castings Co., Inc.**
20 E. Hickory Street, West, Michigan, MI 48090, USA

Identification: Plumbing supply fittings employing this standard shall be marked with the manufacturer's registered name, trademark, or other mark on the name of private labeling, the name, trademark or other mark of the customer for whom the fitting was manufactured. The marking shall be accomplished by use of a permanent mark or by placing a permanent stamp on the product. Markings on plumbing supply fittings shall be visible after installation.

Single-handle, single-control, and automatic compressing mixing bath and shower valves shall have significant temperature control settings in which the settings are indicated by words ("cold", "warm", "hot", "off"), by numbers, or symbolically.

Products shall be marked with the manufacturer's name, trademark, or other mark as well as the model number on, in the case of private labeling, the name, trademark, or mark of the customer for whom the fitting was manufactured as well as the model number.

David McHenry
Chairman, Product Certification Committee

Ross Cheney
CEO, The IAPMO Group

IAPMO RESEARCH AND TESTING, INC.
5001 East Philadelphia Street, Ontario, California 91761-2816 • USA • 909-472-4100 Fax: 909-472-4244 • www.iapmo.org

ANSI **IAPMO** **UPC**

CERTIFICATE OF LISTING

Effective Date: October 2014 Void After: October 2017
Product: Flexible Hose Connections File No. 4355

Issued To: **Tubex Flexible Plumbing Hose & Parts Co., Inc.**
7000 West 17th Street, Tulsa, Oklahoma 74116, USA

Identification: Manufacturer's name or trademark and IAPMO certification mark. Special note on label "Use with water in exposed locations only."

Characteristics: Flexible water connectors manufactured in various sizes, lengths and metal and fittings for hot or cold water applications that consist of an inner tube, which may or may not have an outer braided cover. Connectors are to be installed for use in residential locations only and in accordance with the manufacturer's instructions, and the latest edition of the Uniform Plumbing Code.

Products listed on this certificate have been tested by an IAPMO R&T recognized laboratory. This recognition has been granted based upon the laboratory's compliance to the applicable requirements of ISO/IEC 17025.

Products are in compliance with the following code(s):
Uniform Plumbing Code (UPC)

David McHenry
Chairman, Product Certification Committee

Ross Cheney
CEO, The IAPMO Group

IAPMO RESEARCH AND TESTING, INC.
5001 East Philadelphia Street, Ontario, California 91761-2816 • USA • 909-472-4100 Fax: 909-472-4244 • www.iapmo.org

ANSI **IAPMO** **UPC**

CERTIFICATE OF LISTING

Effective Date: November 2014 Void After: November 2017
Product: Plumbing Fixture Fittings File No. 4102

Issued To: **Keystone Metal Castings Co., Inc.**
20 E. Hickory Street, West, Michigan, MI 48090, USA

Identification: Each fitting component shall bear permanent legible markings to identify the manufacturer. This marking shall be the trade name, trademark, or other mark known by the manufacturer. The product shall also bear all other markings required by the standards. The marking shall be located where it can be readily seen after installation is complete. The product or packaging shall also bear the IAPMO certification mark.

Characteristics: Plumbing fixture fitting components to be installed in accordance with the manufacturer's instructions and the requirements of the latest edition of the Uniform Plumbing Code.

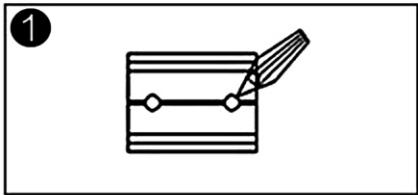
Products listed on this certificate have been tested by an IAPMO R&T recognized laboratory. This recognition has been granted based upon the laboratory's compliance to the applicable requirements of ISO/IEC 17025.

Products are in compliance with the following code(s):
Uniform Plumbing Code (UPC)
National Plumbing Code of Canada

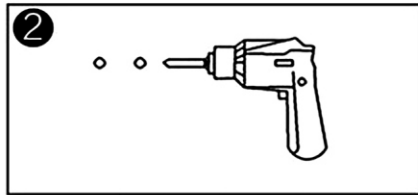
David McHenry
Chairman, Product Certification Committee

Ross Cheney
CEO, The IAPMO Group

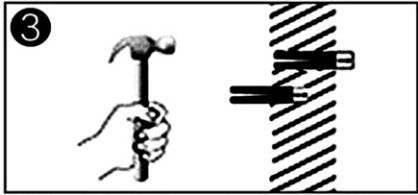
INSTALLATION STEPS



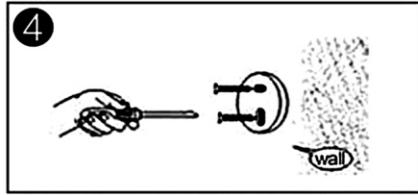
1. FIRST, MARK THE POSITION OF THE HOLE IN THE WALL



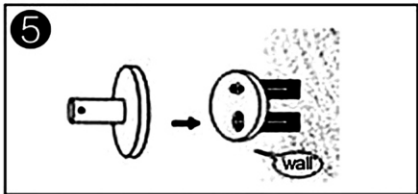
2. USE THE M6 BIT TO PUNCH HOLES IN THE MARKED POSITION



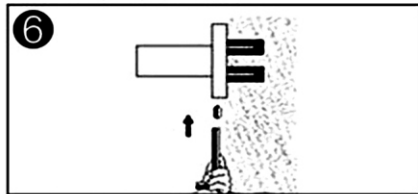
3. USE THE HAMMER TO PUSH THE PLASTIC EXPANSION PIPE INTO THE HOLE



4. TIGHTEN THE STAINLESS STEEL SCREWS WITH A SCREWDRIVER AND FIX THE GASKET



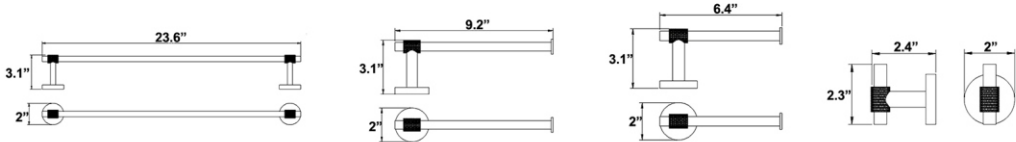
5. PLACE THE PRODUCT BASE IN THE GASKET POSITION



6. SCREW THE BASE POSITION WITH WRENCH OF THE DISTRIBUTION

NOTE:

- This product need to be installed on wood or cement wall, if installed on another wall , the function of the product will be affected.
- Before drilling, check whether there is power cable, communication cable or water pipe in the wall with electronic detector.
- Different wall material need to adopt different drill , rill the hole carefully.
- If you use a electric drill, please do not forget two points as follows:
 - please wear protective glasses.
 - Turn off the power after using the device.



CLEANING CARE

In order to keep the product surface beight, please keep offer or regularly to clean the product. Wash holder with clean water ,and wipe with soft cotton cloth.

Avold using cleaning power ,harsh cleaning chemicals ,brushes ,and cloth with coarse surface to prevent scrtching and corrosion.

Do not use acidic cleaning agents for washing the product as it may cause corrosion on the surfaceoffaucet in contact with harmful acidic agents.