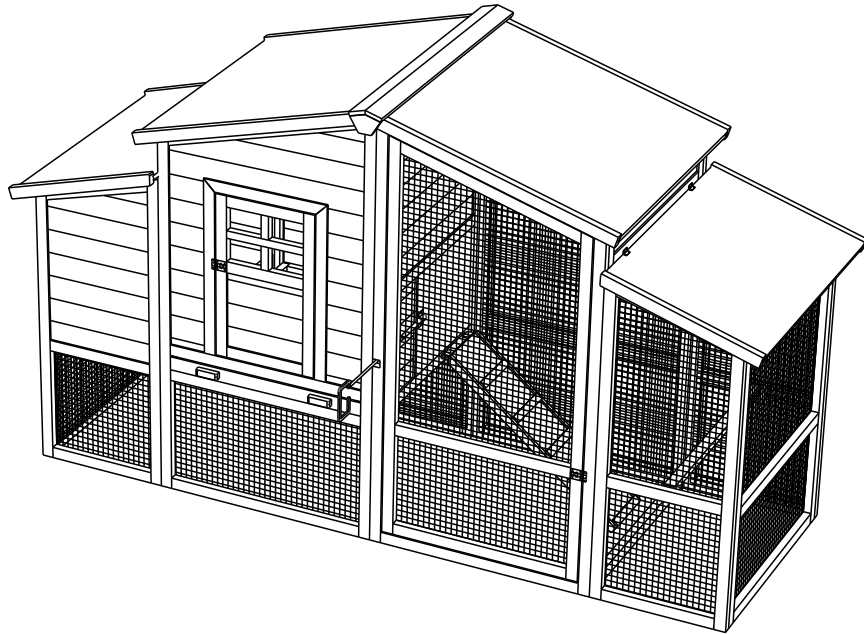
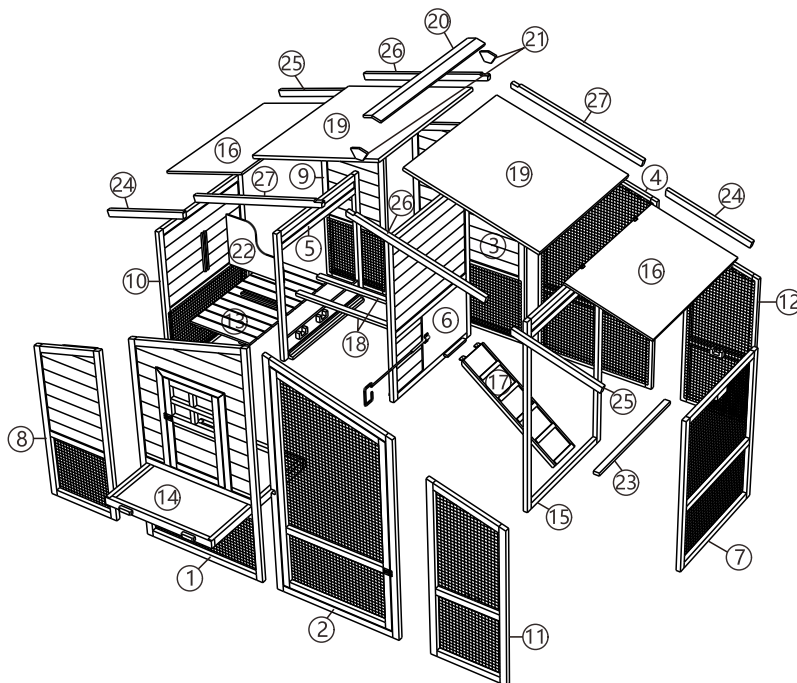


WF197064AAJ WF197065AAJ



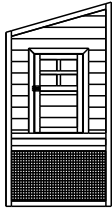
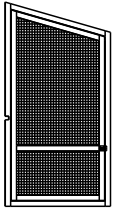


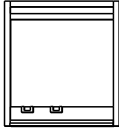
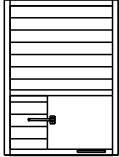












This set includes 2 boxes. If not receive full 2 boxes, please contact our customer service team.

Detail View


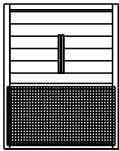



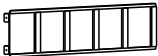





Part List



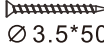





Hardware List(WF197064AAJ)

<p>1</p> 	<p>2</p> 	<p>3</p> 	<p>4</p> 
<p>Front panel(Main house part)-1pc</p>	<p>Front panel(Cage part)-1pc</p>	<p>Back panel(Main house part)-1pc</p>	<p>Back panel(Cage part)-1pc</p>
<p>5</p> 	<p>6</p> 	<p>8</p> 	<p>9</p> 
<p>Left side panel(Main house part)-1pc</p>	<p>Right side panel(Main house part)-1pc</p>	<p>Left side panel(Nesting box)-1pc</p>	<p>Right side panel(Nesting box)-1pc</p>
<p>13</p> 	<p>14</p> 	<p>15</p> 	<p>18</p> 
<p>Bottom panel(Nesting box)-1pc</p>	<p>Tray-1pc</p>	<p>Wooden frame support(Extension part)-1pc</p>	<p>Wood perch-2pcs</p>
<p>20</p> 	<p>21</p> 	<p>22</p> 	<p>23</p> 
<p>Wooden roof cap-1pc</p>	<p>Wooden block-2pcs</p>	<p>Divider-1pc</p>	<p>Wood perch-1pc</p>
<p>24</p> 	<p>25</p> 		
<p>Part II-Wooden frame of roof(Extension part)-2pcs</p>	<p>Part I-Wooden frame of roof(Extension part)-2pcs</p>		


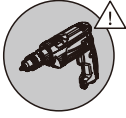
WF197065AAJ

<p>7</p> 	<p>10</p> 	<p>11</p> 	<p>12</p> 
<p>Right side panel(Cage part)-1pc</p>	<p>Front panel(Nesting box)-1pc</p>	<p>Front panel(Extension part)-1pc</p>	<p>Back panel(Extension part)-1pc</p>
<p>16</p> 	<p>17</p> 	<p>19</p> 	<p>26</p> 
<p>Roof(Nesting box/Extension part)-2pcs</p>	<p>Ladder-2pcs</p>	<p>Roof(Main house part)-2pcs</p>	<p>Part I-Wooden frame of roof(Cage part)-2pcs</p>
<p>27</p> 	<p>Part II-Wooden frame of roof(Cage part)-2pcs</p>		

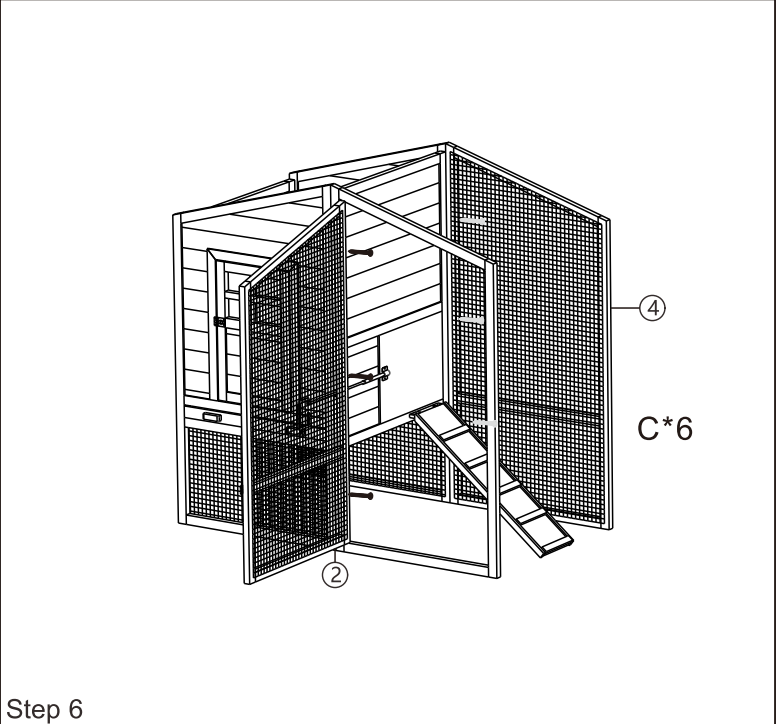
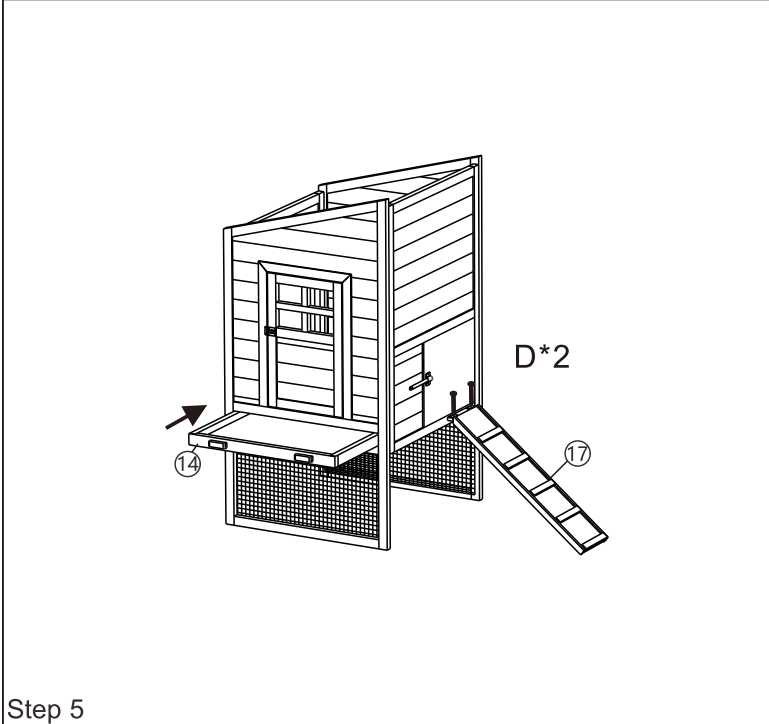
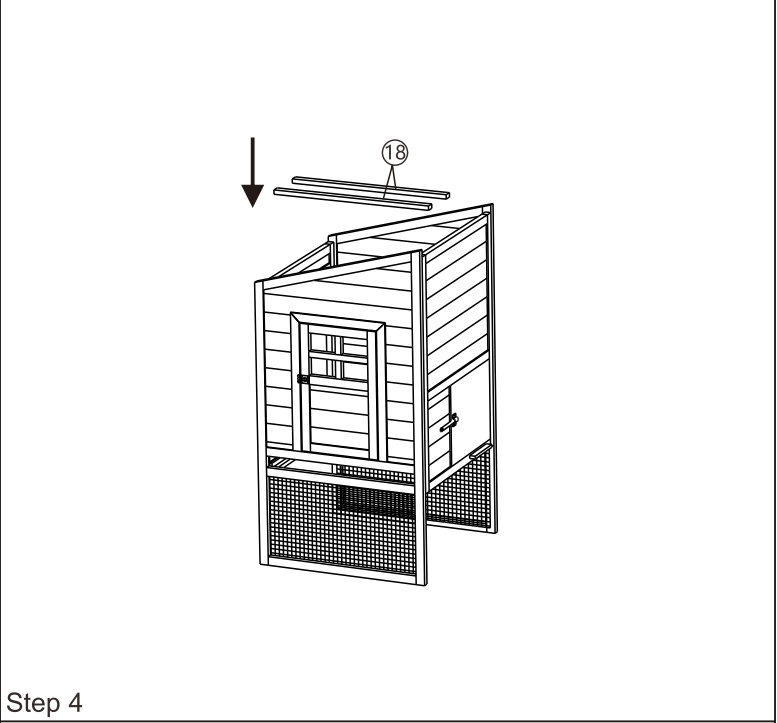
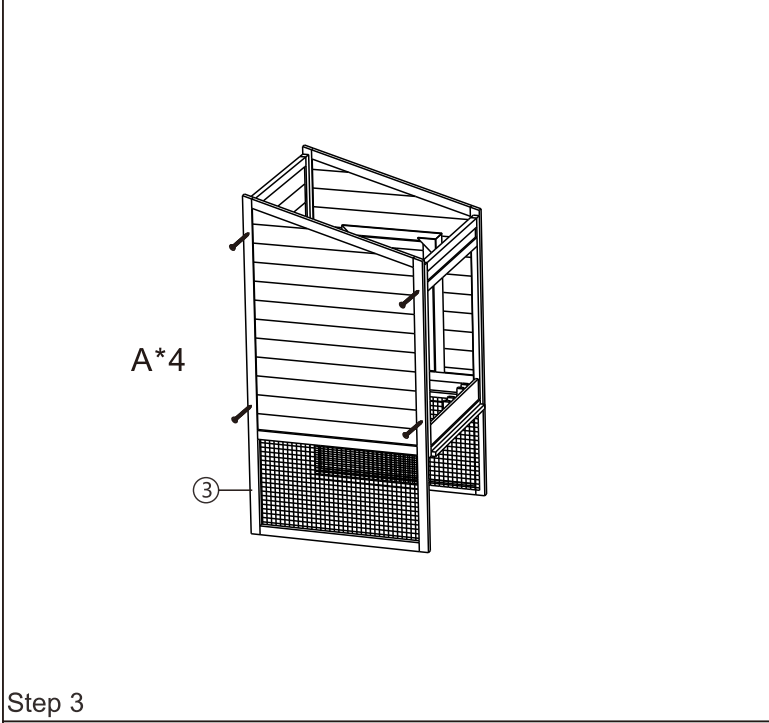
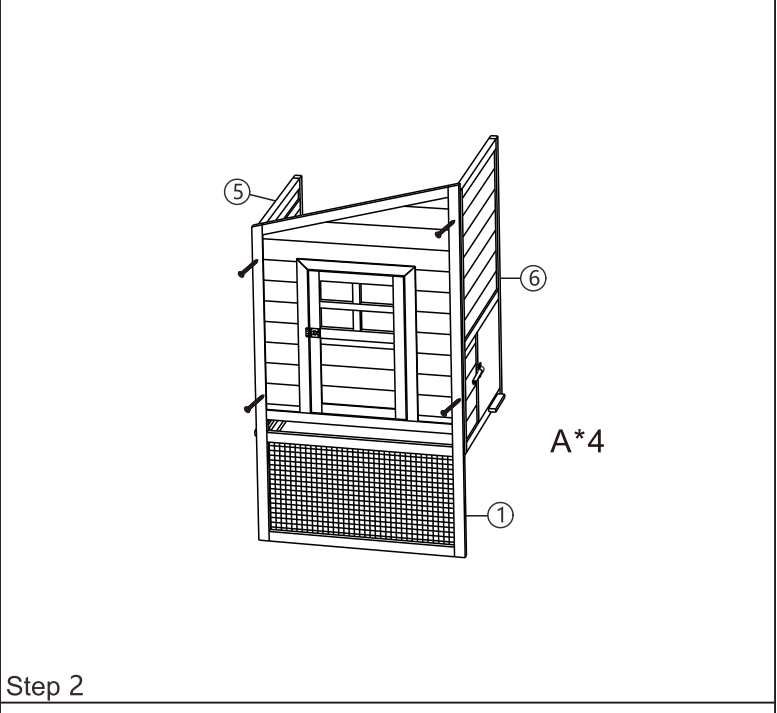
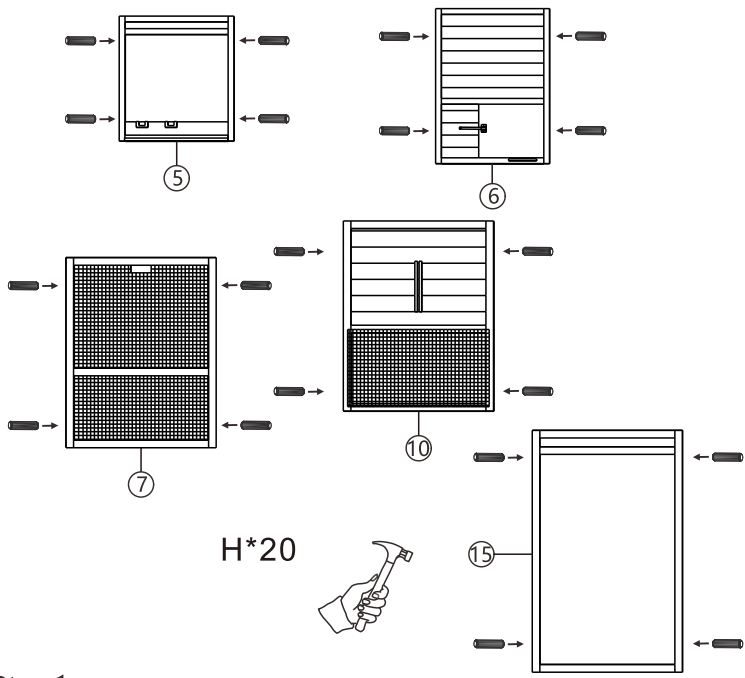
Hardware List

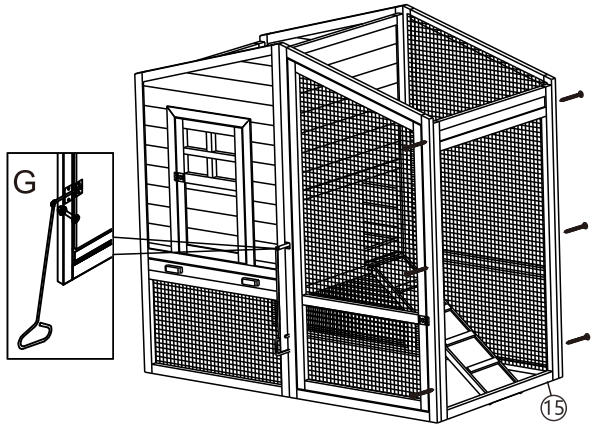
<p>A</p>  <p>Ø 3.5*40</p>	<p>B</p>  <p>Ø 3.5*35</p>	<p>C</p>  <p>Ø 3.5*50</p>	<p>D</p>  <p>Ø 3.0*16</p>
<p>Ph zinc screws-22pcs</p>	<p>Ph zinc screws-12pcs</p>	<p>Ph zinc screws-12pcs</p>	<p>Ph zinc screws-10pcs</p>
<p>E</p>  <p>Ø 3.0*30</p>	<p>F</p>  <p>Ø 3.0*25</p>	<p>G</p> 	<p>H</p> 
<p>Ph zinc screws-20pcs</p>	<p>Ph zinc screws-8pcs</p>	<p>Pull handle-1pc</p>	<p>Wood dowel-20pcs</p>

ASSEMBLY TOOLS REQUIRED(NOT INCLUDED)

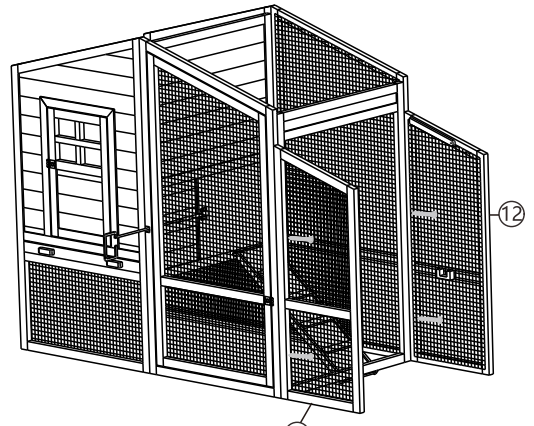
PLEASE BE CAREFUL DO NOT DAMAGE THE HOLE POSITION WHEN YOU USE POWERTOOLS !





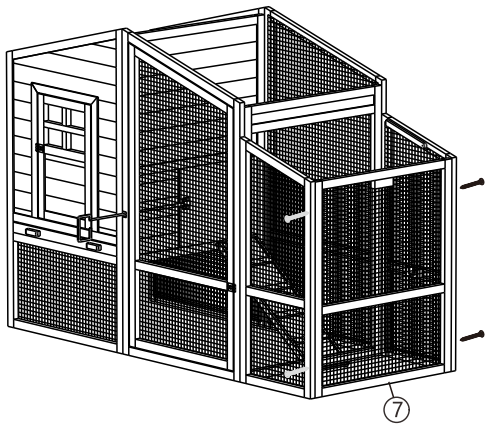
A*6

Step 7



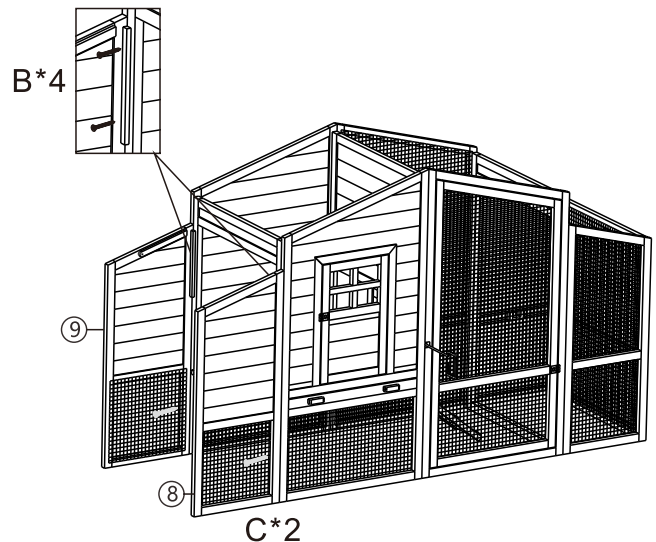
C*4

Step 8



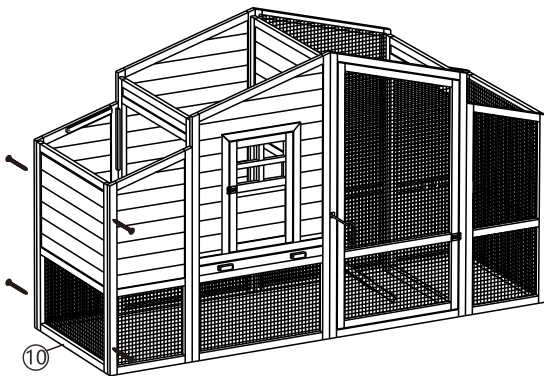
A*4

Step 9



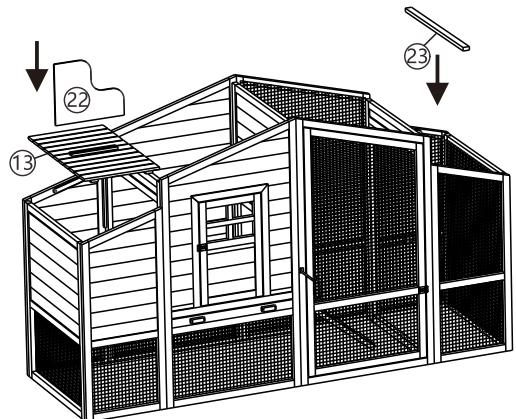
C*2

Step 10




A*4

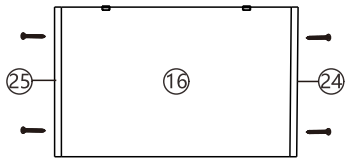
Step 11



Step 12

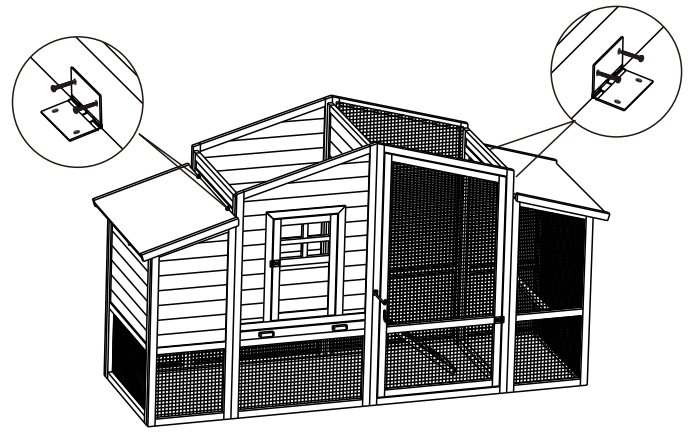


E*8

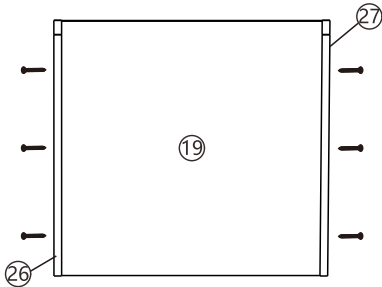


Step 13

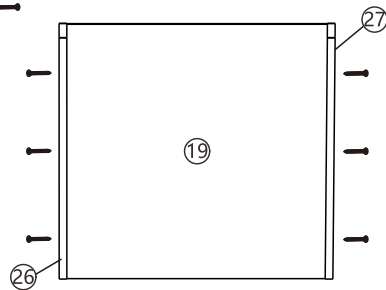
D*8



Step 14

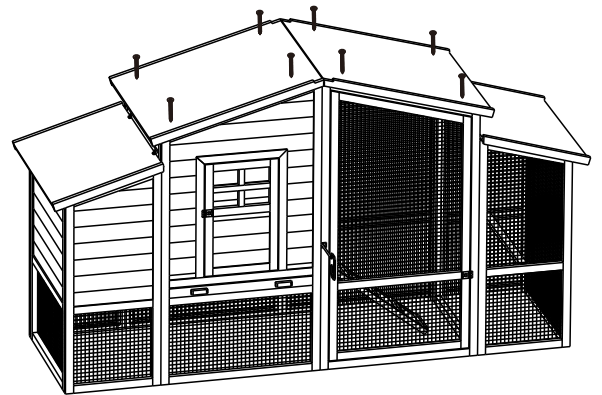


E*12

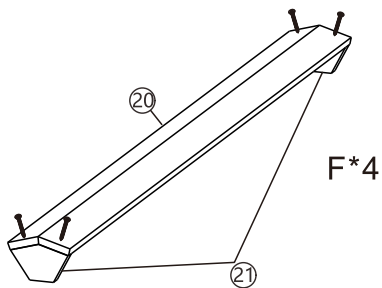


Step 15

B*8



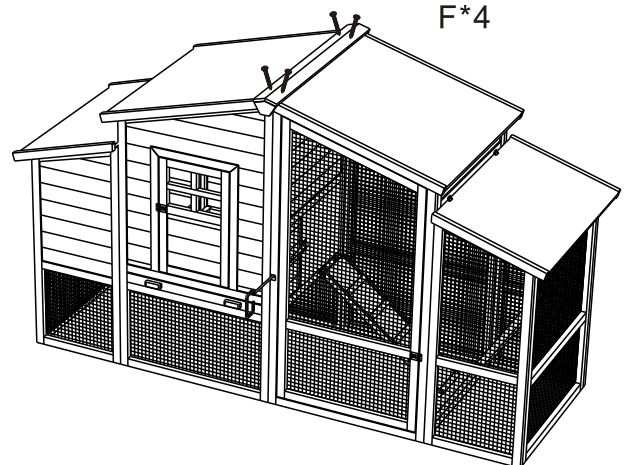
Step 16



F*4

Step 17

F*4



Step 18